


Enfield Adult Community Survey 2024

Enfield’s Mental Health & Wellness Coalition sought to survey young adults and the larger adult community on mental health, substance use, and other related behavioral health topics. The survey was disseminated via a variety of means including town alerts, QR codes at polling locations, the Chamber of Commerce, libraries, schools, and Asnuntuck Community College. Outreach efforts yielded 399 responses for analysis.

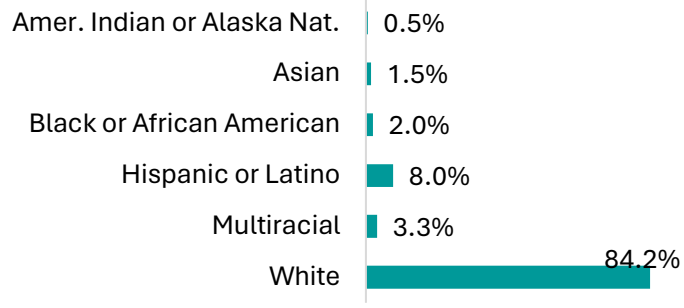
Demographics

Residence

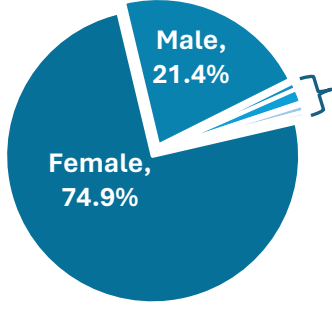


75.1% Enfield	1.3% E. Granby
3.3% Somers	1.0% S. Central Mass.
2.5% Greater Hartford	0.8% Windsor
2.5% E. Windsor	0.8% Ellington
1.8% Suffield	0.5% Stafford
1.3% Windsor Locks	9.1% Other

Race and Ethnicity

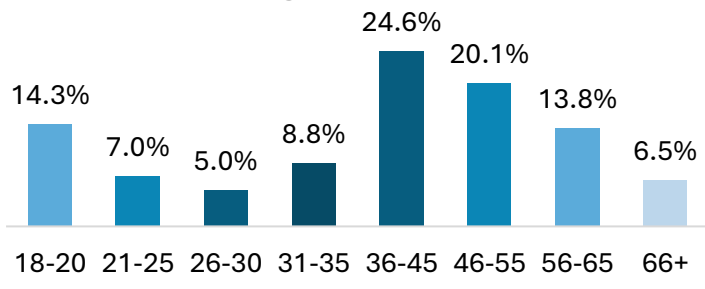


Gender

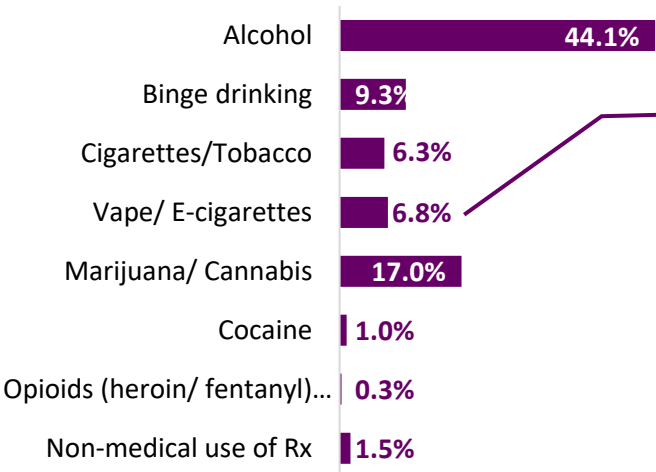


3.3% were transgender, non-binary, unsure, or described themselves another way.

Age Group



Past Month Substance Use



Substance Use

- ### Top Substances Used in Vapes:
- THC/ Marijuana oils
 - Nicotine
 - Flavored liquids
 - CBD/Hemp oils



Top Reasons for Using Substances (Past Year)

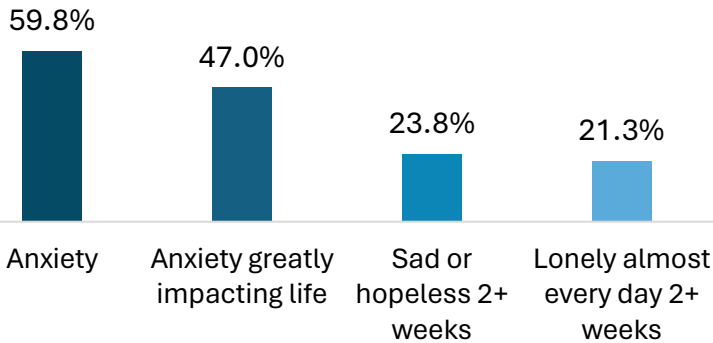
- To have a good time
- To help deal with anxiety, depression, mental health issues
- To be more comfortable in social situations
- It’s easy to access

Substance Use Concerns (Past Year)

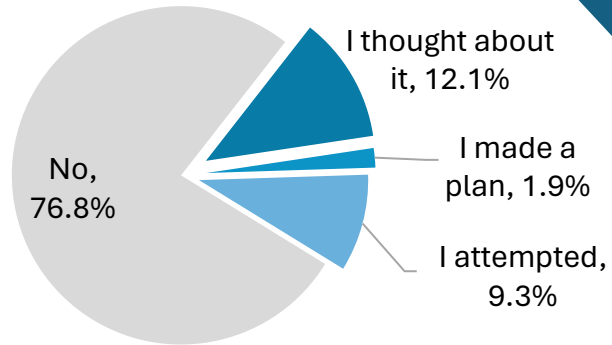
- 7% reported driving under the influence of alcohol
- 6% reported driving under the influence of marijuana/ THC.
- 6% reported lying to people important to them about their substance use
- 5% reported it has negatively impacted or interfered with work, life, relationships

Mental Health & Community Connectedness

Past Year Emotional Health Concerns



Past Year Thoughts of Suicide



10.6% reported needing but not receiving **mental health** treatment

2.6% reported needing but not receiving **substance use** treatment

Connectedness and Loneliness



42% agreed that they feel **connected with the community**



21% agreed that they **feel lonely or isolated**

Parents, Guardians, Grandparents

39.3% of the sample were parents, guardians or grandparents of children 12-20 living in Enfield.

- 95.2%** had clear family rules for their children about alcohol use

The **majority** talked to their children about substance use within the past month, however 17.3% reported never talking about non-medical use of prescription drugs.

Parental Disapproval

(%Moderately/Greatly Wrong)

